

GV-OPAL S1 Series



GV-OPAL S1



GV-OPAL S1 Plus

Key Features

- 1/3" progressive scan CMOS
- Dual streams in H.264
- Up to 15 fps at 2560 x 1440, 30 fps at 1920 x 1080
- High-definition resolution
- Ease of use
- 100% wire-free
- Cloud storage
- YouTube live streaming
- Recording upon motion detection
- Accurate event notification
- 180° field of view
- Remote live viewing from Web browser and app (iOS/Android)
- Two-way audio
- 802.11 b/g/n wireless LAN capability with WEP/WPA/WPA2 encryption
- Passive infrared (PIR) sensor for detecting movement
- LED indicators for power, charging, Wi-Fi and pairing
- Built-in micro SD card slot (SDHC/SDXC/UHS-I) for local storage
- Flexible docking options

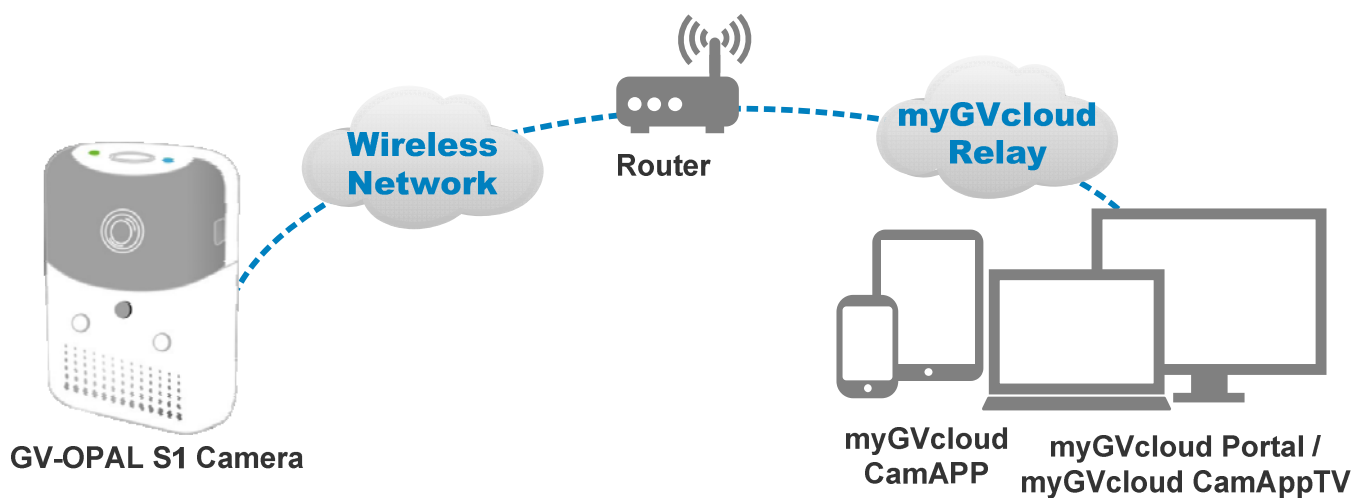
Introduction

GV-OPAL S1 series is an easy-to-install, wireless cloud network camera designed for home security. With no extra cabling required, the camera can be paired with a 802 b/g/n WiFi router using its power key for a hassle-free setup. The camera is magnetically anchored for easy mounting, removal or repositioning.

GV-OPAL S1 series provides a 180° field of view to cover the widest area in one single image. Its PIR sensor can detect human motion by sensing temperature changes over the scene even in complete darkness. When motion is detected, the camera saves the surveillance videos in the micro SD card, which can be stored in GeoVision's cloud storage.

There are many ways to remotely access GV-OPAL S1 series from your PC, mobile devices and Smart TV. You can watch live view and play back recordings of multiple GV-OPAL S1 series cameras.

- **myGVcloud Portal:** Log in www.mygvcloud.com using Web browsers on PC
- **myGVcloud CamAPP:** Install myGVcloud CamAPP on Android or iOS mobile devices
- **myGVcloud CamAppTV (Android TV):** Install myGVcloud CamAppTV (Android TV) on your Android TV
- **myGVcloud CamApp (Apple TV):** Install myGVcloud CamApp (Apple TV) on your Apple TV
- **myGVcloud CamApp (Windows 10):** Install myGVcloud CamApp (Windows 10) on your Windows 10 PC.



GV-OPAL S1 series is powered by a USB AC adapter – no batteries needed. GV-OPAL S1 Plus is powered by a USB AC adapter or a battery docking station.

Overview

Camera



Battery Docking



Specifications

Camera		GV-OPAL S1	GV-OPAL S1 Plus
Image Sensor		1/3" progressive scan CMOS	
Picture Elements		2560 (H) x 1440 (V)	
Minimum Illumination	Color	0.03 Lux	
	B/W	0.02 Lux	
	IR ON	0 Lux	
Shutter Speed		Auto	
White Balance		Auto	
Gain Control		Auto	
S/N Ratio		54 dB	
WDR		N/A	
Dynamic Range		72 dB	
Optical Lens			
Megapixel		Yes	
Day / Night		Yes (with removable IR-cut filter)	
Lens Type		Fixed	
Focal Length		1.54 mm	
Maximum Aperture		F/1.4	
Mount		M12	
Horizontal FOV		180°	
Image Format		1/2.7"	
Operation	Focus	Fixed	
	Zoom	Fixed	
	Iris	Fixed	
IR LED Quantity		2 IR LEDs	
Max. IR Distance		7 m (22.96 ft)	
Operation			
Video Compression		H.264	
Video Streaming		Stream 1 from H.264 Stream 2 from H.264	
Frame Rate		Up to 15 fps at 2560 x 1440 Up to 30 fps at 1920 x 1080	

Image Setting	myGVcloud Portal	Image Orientation
Audio	Built-in microphone and speaker	
Audio Compression	AAC	
Audio Support	Two-Way Audio	
Video Resolution		
Main Stream	16:9	2560 x 1440, 1920 x 1080
Sub Stream	16:9	640 x 360
Network		
Wireless LAN	IEEE 802.11 b/g/n	
Antenna Type	N/A	
Protocol	Http, Https, TCP, UDP, DHCP, NTP, UPnP	
Security	WEP, WPA-PSK(TKIP), WPA-PSK(AES), WPA2-PSK(TKIP), WPA2-PSK(AES)	
Min Upload Speed	2 Mbps	
Mechanical		
Connectors	Power	Micro USB 5V Micro USB 5V or powered by battery docking
	Local Storage	Micro SD card slot (SDHC/SDXC/UHS-I, Class 10) *UHS-II card type is not supported.
	Power Button	Long Press: Turn on/off the power Double Press: Add new WiFi connection
	Load Default Button	Yes N/A
Battery Docking	Power	Micro USB 5V
	Sensor	Light Sensor
	PIR sensor	Built-in PIR sensor x 2 Max. PIR Detection distance: 5 m (16.4 ft)
	LED indicators	Battery charge (red / green)
LED Indicator	2 LEDs: Power (Green, Orange), Wifi (Blue)	
General		
Environment Temperature	-10°C ~ 40°C (-50°F ~ 122°F)	0°C ~ 40°C (32°F ~ 122°F)
Humidity	10% ~ 90% (no condensation)	
Power Source	5V DC	5V DC or charged by battery
Maximum Power Consumption	5 W	5.5 W
Regulatory	CE, FCC, LVD, RoHS compliant	
Dimensions (L x W x H)	80 x 65 x 48 mm (3.15" x 2.56" x 1.89")	80 x 113 x 48 mm (3.15" x 4.45" x 1.89")
Weight	185 g (0.41 lb)	355 g (0.78 lb)
Battery	N/A	5800 mAH
Ingress Protection	IP54	
Warranty	1 year	1 year (Battery: 6 months)
Applications		
Installation	myGVcloud CamAPP(V3.0)	
Access to myGVcloud Portal from Web Browser	Camera live view, video recording, change video resolution, image snapshot, motion detection, Picture-in-Picture, Picture-and-Picture, Cloud Service, YouTube live streaming	
Livew Viewing	myGVcloud Portal, myGVcloud CamAPP	
Storage Management	Cloud storage through myGVcloud Portal	
Firmware Update	Through myGVcloud Portal or Mobile APP based FW upgrade	
Mobile Phone Support	myGVcloud CamAPP for iOS and Android devices	
Smart TV / PC Support	myGVcloud CamApp TV (Android TV), myGVcloud CamApp (Apple TV) and myGVcloud CamApp (Windows 10)	
Language	English / Traditional Chinese / Japanese	

Note:



- Specifications are subject to change without notice.
- Do not use clothes or any ordinary material to clean the camera cover since they may result in scratches.
- Mind the following when using an inserted memory card for recording:
 - Recorded data on the memory card can be damaged or lost if the data are accessed while the camera is under physical shock, power interruption, memory card detachment, or when the memory card reaches the end of its lifespan. No guarantee is provided for such causes.

- The stored data can be lost if the memory card is not accessed for a long period of time. Back up your data periodically if you seldom access the memory card.
- Memory cards are expendable and their durability varies according to the conditions of the installed site and how they are used. Back up your data regularly and replace the memory card annually.
- Replace the memory card when its read/write speed is lower than 6 MB/s or when the memory card is frequently undetected by the camera.
- Use Micro SD card of MLC NAND flash, Class 10 for better performance.

Packing List

- | | |
|---|---|
| 1. GV-OPAL S1 Camera | 6. Screw and Anchor |
| 2. 8 GB Micro SD Card (MLC, SDHC, Class 10) | 7. Installation Page |
| 3. Micro USB to USB Cable | 8. Warranty Statement |
| 4. 5V/2A USB Adapter | 9. Double-Sided Sticker |
| 5. Magnetic Stand | 10. Bottom Battery Docking (only for GV-OPAL S1 Plus) |

Accessories

Name	Details
 <p>OPAL S1 Plus Skins</p>	<p>Dimensions: 80.88 x 107.32 x 56.78 mm (3.18" x 4.22" x 2.24")</p> <p>OPAL S1 Plus Skins provides an IP-66 water-resistant solution for outdoor use.</p>
 <p>OPAL S1 Battery Dock</p>	<p>Dimensions: 79 x 52 x 67 mm (3.11" x 2.05" x 2.64")</p> <p>Weight: 185 g (0.41 lb)</p>
 <p>OPAL S1 Camera Stand</p>	<p>Dimensions: \varnothing 58 x 117 mm (\varnothing 2.28" x 4.61")</p> <p>Weight: 95 g (0.21 lb)</p>

Note: The OPAL S1 Plus Skins is only supported by GV-OPAL S1 Plus.